

Recipe for fly #2 Whychus Canyon



2 Whychus Canyon


Hook
Thread Under Body
Thread Head
Tip/Tag
Tail
Butt & Rib
Body
(Body photo is tied in black)
Hackle
Wing
Topping

Steelhead Fly


TMC 7989 Size 2 or Dai-Riki 899 #4 (Salmon/steelhead)
Ultra Thread 70 - Black or UNI-Thread 6/0
Ultra Thread 70 - Black or UNI-Thread 6/0
Oval Silver Tinsel -fine, Lagartun Silk - Red or floss
A Topping (Golden Pheasant Crest)
Black Ostrich, Silver Tinsel - Fine Oval
Silk - Light Green (LAND TRUST LOGO COLOR- Bright)
Pheasant Red Tipped Soft Feather
Argus Pheasant (Optional Natural turkey)
A Topping (Golden Pheasant Crest)

Step 1 – Make thread base & add oval tinsel tip


Step 2 – Add Red silk for tag




Step 3 – Wrap Red silk to tinsel tip and back to tie in point




Step 4 – Mount Pheasant Tippet tail



Step 5 – Tie in ostrich hurl




Step 6 – Wrap Ostrich forward 5 turns



Step 7 – Tie in silk for body behind hook eye and wrap back to ostrich and forward to hook eye to form the body.



Step 8 – Wrap oval tinsel forward, 6 wraps



Step 9 – Add Pheasant collar



Step 10 – Add turkey wing (Optional Augus)



Step 11 – Add Pheasant Crest topping



Step 12 - Whip finish and head cement.

